

HISHES

European Health Interview & Health Examination Surveys Database

User guide

Last upd. 25 April 2007

1 Table of contents

1	Table of contents.....	1
2	The website.....	3
3	Pages structure.....	3
4	User Registration.....	5
5	Login form.....	6
6	Surveys.....	6
6.1	Preamble: Survey Types.....	6
6.2	Search a survey.....	6
6.3	Survey Header.....	8
6.4	Survey Methodology.....	9
6.4.1	General (HIS & HES).....	10
6.4.2	Survey Design (HIS).....	11
6.4.3	Exams (HES).....	12
6.4.4	Interview (HIS).....	13
6.4.5	Sampling Procedure (HIS & HES).....	14
6.4.6	Eligibility (HIS).....	15
6.4.7	Participation (HIS & HES).....	16
6.4.8	Scope (HIS & HES).....	17
6.4.9	Proxy (HIS).....	18
6.4.10	Instruments (HIS & HES).....	18
6.4.11	Quality control (HES).....	19
6.4.12	Remarks (HIS & HES).....	19
6.4.13	Contacts (HIS & HES).....	20
7	Questions.....	20
7.1	Questions of one Survey (HIS).....	20
7.2	Questions Search.....	20
7.3	Viewing a question.....	22
8	Examinations.....	23
8.1	Examinations of one Survey (HES).....	23
8.2	Examinations Search.....	23
8.3	Viewing an examination.....	24
8.4	Examination details panels.....	25

8.4.1	Examination detail panel 1.....	25
8.4.2	Examination detail panel 2.....	25
8.4.3	Examination detail panel 3.....	25
8.4.4	Examination detail panel 4.....	26
8.4.5	Examination detail panel 5.....	26
8.4.6	Examination detail panel 6.....	27
8.4.7	Examination detail panel 7.....	27
8.4.8	Examination detail panel 8.....	28
8.4.9	Examination detail panel 9.....	28
8.4.10	Examination detail panel 10.....	29
9	Methodologies.....	29
10	Recommendations.....	30
11	Institutions.....	30
12	Contact Persons.....	31
13	Topic Codes HIS.....	33
14	Topic Codes HES.....	33
15	Reports.....	33
16	Partners.....	33

2 The website

The website is divided into 2 main parts, a consultation part and an administrative part.

The consultation part is accessible for registered users. Everyone can register to the site by simply filling out a registration form on the site. Registration is free and there is no password required.

Via the consultation part of the website users can perform searches on available surveys in the database and then view the methodology used for that survey, or view all questions or examinations that belong to a survey. They can also search for questions or examinations by using health topic codes.

The administrative part of the website is secured by a username and password combination. Only administrators have privileges to access this part.

Administrators can add or update survey methodologies, add or update questions, examinations, administer institutions, contact persons, ...

In other words: all administrative tasks can be performed here.

The current document presents the standard user Consultation pages.

3 Pages structure

The website is structured on a left menu and right content panel. The left menu is always visible and let you navigate through the website. The items displayed into the menu may vary depending on your login and admin privileges.

Figure 1 : default menu



Figure 2 : registered user 's menu

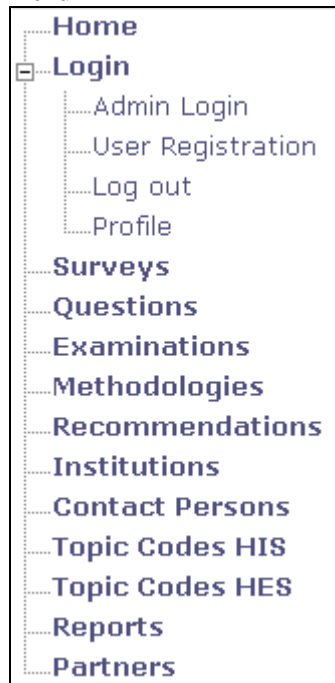
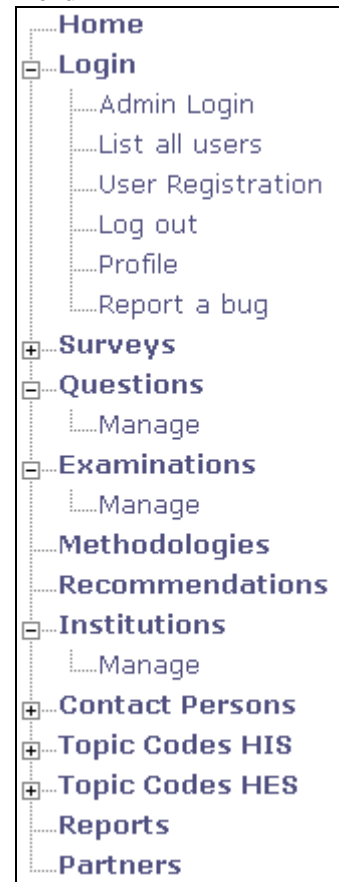


Figure 3 : administrator user's menu



Click on the left + to open a menu and display its sub-menus; and on the – to collapse the menu.

The right panel is dedicated to be the main display. Here you will get all useful information. The right panel size may vary accordingly to your computer resolution and browser window size. The best is to wide open the window so as to get the maximum space for displaying the forms.

The top part of the window includes the HisHes logo and the main title.

The Hishes logo is a link to the homepage. This will let you come back to the homepage at any time.

The main title will vary accordingly to the current information displayed.

Finally, the bottom pane displays some static content, as copyright & regulations, designer, promoters.

4 User Registration

The access to the website is free of charge, and simply requires a (free and open) registration.

Unregistered users have only access to the static content, as the welcome page, partners, and of course to the registration and login forms.

The registration form has few mandatory fields (marked with a *):

- username,
- last name
- first name
- email
- country

The username must be unique. If the provided username already exist, then the user is required to enter another.

No password is needed at this stage. The registration is simply used by the system administrator for private visitor's analyses.

The last check box named *'I'm interested in receiving information on recent updates of the database by e-mail.'* will allow the system administrators to send emails to the registered users about new updates of the database.

New User Registration

Username*
Minimum 5 characters

Person detail

Lastname* Firstname*

Workplace name Function

Department Unit

Office

Location

Street

Nr Box

Zip code City

Country*

Contact

Email* Mobile

Phone Fax

I'm interested in receiving information on recent updates of the database by e-mail.

Figure 4 : user registration form

5 Login form

As soon as you have registered, you can log into the website. Simply click on the Login menu and enter your new login. This will give you access to all functionalities of the website, as a standard user. The menu will be updated after the login.

At any moment, you can change your profile by clicking on the 'Profile' menu entry. This will allow you to change your password (used for administrators), and personal information.

6 Surveys

6.1 Preamble: Survey Types

This database records 2 types of surveys : HIS and HES

- HIS stands for Health Interview Survey
- HES stands for Health Examination Survey

All surveys in this database are either HIS or HES.

Some surveys are defined into both types. This is done by creating a HIS header as well as a HES header, providing them exactly the same survey code. This will prompt the system to consider both surveys as one single survey, applying both Interviews and Examinations.

In search forms, you can access surveys based on the survey type:

- All
- HIS
- HES
- Combined HIS+HES

6.2 Search a survey

The 'Surveys' menu entry will prompt the Survey Search form.

Search criteria are combined using a AND parameter, so, filling more fields will reduce the number of available surveys. If you don't find the searched survey, try to reduce the number of filled fields.

The displayed fields are:

- Region : the main area where the survey was conducted
- Country 1 or country 2 : the country where the survey was conducted
- Coverage : national or international surveys
- Survey Type : HIS, HES or combined HIS/HES surveys
- Year from date to date : search surveys conducted inside of a time interval

- Survey Code : go directly to one survey

Survey Search

Please enter your search criterias

Region

Country 1

or Country 2

Coverage

Survey Type

Year From To

Survey Code

Figure 5: survey search form

The search results are displayed below the search form and displays the survey type, survey code, survey name, year and country.

The survey name is a link to the methodology part

Depending on the survey type (HIS or HES) a link to the questions and or examinations of the survey. Click on that link to open the corresponding page.

Survey Search

Please enter your search criterias

Region

Country 1

or Country 2

Coverage

Survey Type

Year From To

Survey Code

3 surveys found. [Print](#)

	Survey type	Survey Code	Survey name in English	Year	Country
Questions	HIS	BG03	Time Use Survey	2002	BULGARIA
Questions	HIS	BG01	Survey of the Health Status of the Population	2001	BULGARIA
Questions	HIS	BG02	Population, Housing and Agricultural Holdings Census	2001	BULGARIA

3 surveys found. [Print](#)

Figure 6 : survey search results

6.3 Survey Header

The survey methodology forms are similar for HIS and HES surveys; they hold administrative data about the survey, such as its name (English and national), its date, country, institution, etc.

HIS Survey

Fields with a * mark are mandatory. [Print header](#) [Print current meth.](#) [Print all meth.](#)

Institution

[Go to institution details](#)

Country Year*

Survey name (national)* Survey Code*

Survey name in English Last methodology update

Website Last question update

[Go to Questions of this survey](#)

General	Survey Design	Interview	Sampling Procedures	Eligibility
Participation	Scope	Proxy	Instruments	Remarks
			Contacts	

Figure 7 : survey header

The fields are:

- Institution : institution that conducted the survey
- Country
- Survey name in English
- Survey name in national language
- Year
- Survey Code
- Website of this survey
- Last methodology update
- Last question update

These fields are not editable by the standard users.

The “Go to institution detail” allows you to see more details about the institution. The link “Go to Questions of this survey” will redirect you to all questions recorded for this HIS survey. HES surveys have a “Go to Examinations of this survey” instead. Combined HIS and HES surveys have both links.

[Go to Questions of this survey](#) (This survey is also [HES](#) ! [Go to Examinations of this survey](#))

Figure 8: links to both Exams and questions for combined surveys

On the top right border, are displayed some ‘Print’ links. These will open the survey header, current methodology or all methodologies in a printer friendly format.

[Print header](#) [Print current meth.](#) [Print all meth.](#)

Figure 9 : printer friendly pages

The various methodology panels are accessed by means of the corresponding links below the survey description.

These links are not exactly the same for HIS and HES surveys.

6.4 Survey Methodology

Due to its length and complexity, the methodology description is divided into multiple panels. These panels can be accessed through the links below the survey header.

As some panels are specific to HIS or HES surveys, the links may vary:

General	Survey Design	Interview	Sampling Procedures	Eligibility
Participation	Scope	Proxy	Instruments	Remarks
Contacts				

Figure 10 : HIS Methodology panels

General	Exams	Sample	Scope	Participation	Instruments	Quality Control	Remarks	Contacts
-------------------------	-----------------------	------------------------	-----------------------	-------------------------------	-----------------------------	---------------------------------	-------------------------	--------------------------

Figure 11: HES methodology panels

6.4.1 General (HIS & HES)

The panel is different between HIS and HES:

General			
1. The survey has been carried out at	<input type="text"/>	if other, specify	<input type="text"/>
2. Type of survey	HIS <input type="text"/>	if other, specify	<input type="text"/>
3. Frequency	<input type="text"/>	if other, specify	<input type="text"/>
4. Past years	1996 <input type="text"/>	5. Next time	2001 <input type="text"/>
6. Languages	Bulgarian <input type="text"/>		

Figure 12 : HIS methodology General

General			
The survey has been carried out at	<input type="text"/>	if region, multi-country or other	<input type="text"/>
Type of survey	Health Examination Survey (HES) without separate Interview phase <input type="text"/>	if other, specify	<input type="text"/>
Frequency	Irregular <input type="text"/>	if other, specify	<input type="text"/>
Past years	1994-2000 <input type="text"/>	Next time	not decided <input type="text"/>
Survey design	cross-sectional with follow-up <input type="text"/>	if other, specify	<input type="text"/>
Languages	in 3 major languages besides norwegian <input type="text"/>		
Follow-up of participants based on			
Register linkages	Yes <input type="text"/>	Specify name of registers	<input type="text"/>
Mail questionnaires	Yes <input type="text"/>		
Interviews (personal or telephone)	<input type="text"/>		
Re-examinations	Yes <input type="text"/>		
Mode data collection	Before + during + after examination <input type="text"/>	if other, specify	<input type="text"/>
Invitation to examinations	<input type="text"/>		
if other, specify	<input type="text"/>		

Figure 13 : HES Methodology General

6.4.2 Survey Design (HIS)

Survey Design		
7. Survey design	<input type="text" value="cross-sectional without follow-up"/>	Specify <input type="text"/>
8. Mode data collection	<input type="text" value="face to face"/>	Specify <input type="text"/>
9. Computer aided interview	<input type="text" value="No"/>	

Figure 14 : Survey Design (HIS)

6.4.3 Exams (HES)

Exams		
Health Examination		
Computer aided examination	Yes	
Average duration of health examination	15 minutes	
Location where the examinations took place	Elsewhere	
if other, specify		
Months in which the examinations were held		
<input checked="" type="checkbox"/> January	<input checked="" type="checkbox"/> February	<input checked="" type="checkbox"/> March
<input checked="" type="checkbox"/> April	<input checked="" type="checkbox"/> May	<input checked="" type="checkbox"/> June
<input checked="" type="checkbox"/> July	<input checked="" type="checkbox"/> August	<input checked="" type="checkbox"/> September
<input checked="" type="checkbox"/> October	<input checked="" type="checkbox"/> November	<input checked="" type="checkbox"/> December
<input type="checkbox"/> Not applicable	<input type="checkbox"/> Not specified	
Use of specifically trained personnel		
Specific personnel employed	Yes	
Type of specifically trained personnel :		
Type/profession	Number	
<input checked="" type="checkbox"/> Nurses		
<input type="checkbox"/> Physicians		
<input type="checkbox"/> Psychologists		
<input type="checkbox"/> Dentists		
<input type="checkbox"/> Dental hygienists		
<input checked="" type="checkbox"/> Laboratory technicians		
<input type="checkbox"/> Medical-technical assistants		
<input type="checkbox"/> Trained/day interviewers		
<input type="checkbox"/> Nutritionists		
<input type="checkbox"/> Medical receptionists		
<input type="checkbox"/> Other		
Kind of examination training		
General	Yes	
Special	Yes	
Specify	bone density measurement	
Others	Unkown	
Specify		

Figure 15 : Exams (HES)

6.4.4 Interview (HIS)

Interview		
10. Average duration face-to-face interview (min)	<input type="text"/>	Specify <input type="text"/>
11. Place interview	<input type="text"/>	Specify <input type="text"/>
12. Months in which the interviews were held		
<input type="checkbox"/> January	<input type="checkbox"/> February	<input checked="" type="checkbox"/> March
<input type="checkbox"/> April	<input type="checkbox"/> May	<input type="checkbox"/> June
<input type="checkbox"/> July	<input type="checkbox"/> August	<input type="checkbox"/> September
<input type="checkbox"/> October	<input type="checkbox"/> November	<input type="checkbox"/> December
<input checked="" type="checkbox"/> Not applicable	<input type="checkbox"/> Not specified	'Not Applicable' stands for "Only self-administrered questionnaire"
Use of specifically trained personnel		
13. Specific training	<input type="text"/>	
14. Kind of interview training		
General	<input type="text"/>	
Specific	<input type="text" value="Yes"/>	Specify <input type="text"/>
Other	<input type="text"/>	Specify <input type="text"/>

Figure 16 : Interview (HIS)

6.4.5 Sampling Procedure (HIS & HES)

Sampling Procedures	
15. Sampling frame	Sample of households ▾
16. Interviewed persons	All persons of the household ▾
	Only for household samples
Number of persons	<input type="text"/> Only if limited number of persons in household samples were interviewed
Other remarks	<input type="text"/>
17. Other members of household interviewed	<input type="text"/> ▾
	Only if sample of individuals
18. Sampling procedure	<input type="text"/> ▾
Other sampling procedure	<input type="text"/>
19. Stratification variables, if multistage probability sample	
Age	<input type="text"/> ▾
Sex	<input type="text"/> ▾
Marital status	<input type="text"/> ▾
Geographic area	<input type="text"/> ▾
Degree of urbanisation	<input type="text"/> ▾
Other parameters	<input type="text"/>
Oversampling applied	
20. Oversampling	<input type="text"/> ▾
Namely for	<input type="text"/>

Figure 17 : Sampling procedure

6.4.6 Eligibility (HIS)

Eligibility	
Age group included in the survey	
21. Age restriction	<input type="text" value="no"/>
22. Original sample size of the survey	
Total number for households	<input type="text"/>
Total number for individuals	<input type="text"/>
Results not expected before : Month	<input type="text"/>
Year	<input type="text"/>
Unlikely to ever know the exact figures <input type="checkbox"/>	
23. Total number eligible in original sample	
Total number for households	<input type="text"/>
Total number for individuals	<input type="text"/>
Results not expected before : Month	<input type="text"/>
Year	<input type="text"/>
Unlikely to ever know the exact figures <input type="checkbox"/>	
24. Included in definition of non-eligibility (or exclusion criteria)	
Not eligible because	<input type="text"/>
Specify	<input type="text"/>

Figure 18 : Eligibility

6.4.7 Participation (HIS & HES)

Participation			
25. Participation numbers			
Total number for households			
Total number for individuals		10122	
Results not expected before : Month			
Year			
Unlikely to ever know the exact figures <input type="checkbox"/>			
26. Non-participation			
Collection of information on non-participation			
Means of information gathering on non-participation			
By short interview protocol			
By short mailed questionnaire	No		
By short phone interview			
Via registers		Namely	
By other means		Namely	
27. Total number non-participating			
For Households			
Total number unable to contact			
Total number refusing to participate			
Other problems and their total number			
	Name of problem		Total number
For Individuals			
Total number unable to contact			
Total number refusing to participate			
Other problems and their total number			
	Name of problem		Total number
28. Percentage non-participation			
For households		%	
For individuals	7	%	
Results not expected before : Month			
Year			
Unlikely to ever know the exact figures <input type="checkbox"/>			

29. Replacement scheme	
Selection of new household/individual in case of non-participation	<input type="text"/>
Specify	<input type="text"/>
Item non-response	
30. Missing data	
Imputation method applied	<input type="text" value="No"/>
Kind of imputation method applied	<input type="text"/>

Figure 19 : Participation

6.4.8 Scope (HIS & HES)

Scope	
31. Institutionalized groups	Institutionalized persons included <input type="text" value="No"/>
	Person living in <input type="text" value="Permission request required"/>
Home for the elderly	<input type="text"/>
Nursing homes	<input type="text"/>
Psychiatric institutions	<input type="text"/>
Institutions for mentally handicapped	<input type="text"/>
Boarding schools	<input type="text"/>
Convents / Monasteries	<input type="text"/>
Prisons	<input type="text"/>
Other specify	<input type="text"/>
32. Different question wording or different modules	<input type="text"/>
Which groups, specify	<input type="text"/>
Which questions/modules, specify	<input type="text"/>
33. Data analysis separately	<input type="text"/>
Data analysis other	<input type="text"/>
Other analysis, specify	<input type="text"/>

Figure 20: Scope

6.4.9 Proxy (HIS)

Proxy	
34. Proxy Interviews	
<input checked="" type="checkbox"/> for children	<input type="checkbox"/> person(s) belonging to an institutionalised group
<input checked="" type="checkbox"/> for adults not at home	<input type="checkbox"/> no proxies allowed
<input checked="" type="checkbox"/> for adults not able to reply	<input type="checkbox"/> no information available
<input type="checkbox"/> Not specified	
35. Regular staff and/or family member called upon for proxy response if person living in	
Homes	<input type="text" value="No"/>
Nursing homes	<input type="text" value="No"/>
Psychiatric institutions	<input type="text" value="No"/>
Institutions for mentally handicapped	<input type="text" value="No"/>
Boarding schools	<input type="text" value="No"/>
Convents / Monasteries	<input type="text" value="No"/>
Prisons	<input type="text" value="No"/>
Others	<input type="text" value="No"/>
	Namely <input type="text"/>

Figure 21: Proxy

6.4.10 Instruments (HIS & HES)

Instruments	
36. Standardised/recommended instruments	Adapted
General Health Questionnaire (GHQ)	No
Short-Form Health Survey (SF-36/20/12/8)	No
Affect Balance Scale (ABS)	No
Iowa Dementia Scale (IDS)	
Mini-Mental State Examination (MMSE)	No
WHO instrument on perceived health	Yes
WHO instrument on temporary disability	
WHO instrument on long term disability	
WHO instrument on smoking	Yes
WHO instrument on body mass index	Yes
No standardized/recommended instrument used <input type="checkbox"/>	
Standardized/recommended instruments not specified <input type="checkbox"/>	
37. Submitted to copyrights <input type="text" value=""/>	
Specify <input type="text"/>	

Figure 22 : Instruments

6.4.11 Quality control (HES)

Quality Control	
Pilots	<input type="text"/> Number of pilot runs: <input type="text"/>
Fieldwork quality control (other than laboratory tests) :	
<input checked="" type="checkbox"/>	Retraining of the personnel at regular intervals
<input checked="" type="checkbox"/>	Regular qualibration of equipment
<input type="checkbox"/>	Observation of examinations by own research team members or persons belonging to the fieldwork organisation
<input type="checkbox"/>	Observation of examinations by external observers/experts outside the fieldwork organisation
<input type="checkbox"/>	Assessment of validity by measurements by different equipment or persons
<input type="checkbox"/>	Monitoring findings (examination results) reported by fieldwork personnel
<input type="checkbox"/>	Assessment of reliability by repeated measurements by the staff member
Main phases of the quality assurance process	
<div style="border: 1px solid black; height: 100px;"></div>	

Figure 23: Quality control

6.4.12 Remarks (HIS & HES)

Remarks	
Micro-data	
38. Availability of Micro-data for research by other institutes	<input type="text" value="No"/>
Remarks	
Last time of methodology update	26/08/2003
Last time of questions update	
Remarks about this survey	<div style="border: 1px solid black; height: 150px;"></div>

Figure 24: Remarks

6.4.13 Contacts (HIS & HES)

Contact Persons

[Denkova Finka](#)

Figure 25: Contact Person

7 Questions

7.1 Questions of one Survey (HIS)

The Survey Header screen displays a link ‘Go To Questions of this survey’ which will guide you to the complete list of questions pertaining to the survey.

Another use is to search all questions having a same topic code, or having been held at a certain date or country. This is done through the search form.

7.2 Questions Search

The menu ‘Questions’ displays the questions search form. This provides multiple criteria. Region, Country, Coverage, Year and Survey Code will be applied on the survey Header. Health topic codes will be searched through the list of all questions.

The screenshot shows a web form titled 'Questions search'. It contains the following fields:

- Region: dropdown menu with 'All' selected.
- Country 1: dropdown menu with 'All' selected.
- or Country 2: dropdown menu with 'All' selected.
- Coverage: dropdown menu with 'Both' selected.
- Year: 'From' and 'To' text input fields.
- Survey Code: text input field.
- Health topic code 1: dropdown menu with '--' selected.
- Health topic code 2: dropdown menu with '--' selected.
- Health topic code 3: dropdown menu with '--' selected.
- A 'Search' button at the bottom right.

Figure 26: questions search form

The 3 Health topic codes are combined as a OR condition across all 3 topic codes of every question

The search result is displayed below the search form. This list displays all questions that match the criteria. In this example, the list will return all questions having “302 – seum cholesterol” as one of their 3 topic codes.

Questions search

Region

Country 1

or Country 2

Coverage


Year From To

Survey Code

Health topic code 1

Health topic code 2

Health topic code 3

74 questions found.  Print

Position	Survey code	Survey name	Year	Country
52	DK01	Danish Health and Morbidity Survey	1994	DENMARK
9	LU01	Panel Living in Luxembourg	1996	LUXEMBOURG
285	EE01	Estonian Health Interview Survey	1996	ESTONIA
286	EE01	Estonian Health Interview Survey	1996	ESTONIA
287	EE01	Estonian Health Interview Survey	1996	ESTONIA
276	BE01	Health Interview Survey	1997	BELGIUM
277	BE01	Health Interview Survey	1997	BELGIUM

Figure 27: questions search result

Click on the ‘Print’ link to get a printer friendly version of the result list.
 Click on the survey name to open the corresponding question.

7.3 Viewing a question

Printer version : [All questions of this list](#) - [Current question](#)

Statistical Office of Estonia

Country	ESTONIA	Survey year	1996
Survey name in English	Estonian Health Interview Survey		
Survey Section	<input type="text" value="Partnership Table"/>	Survey Code	EE01
Type of questionnaire	<input type="text" value="face to face"/>	Question nr	<input type="text" value="A19"/>
Skipped if	<input type="text"/>	Question Position	<input type="text" value="19"/>
Institution	Statistical Office of Estonia		Denissov Gleb
Link to survey methodology			

<< [First Question](#) < [Prev Question](#) Question position 6 of 56 [Next Question](#) > [Last Question](#) >>

Go to question position :

Health topic code, health topic and health area

-
-
-

[English](#)

What is/was the ethnicity of your partner?

Partner's ethnicity: ...

Figure 28 : Question detail

Questions are displayed with their corresponding survey header information. This is because the list of questions returned by the search can be pointing to various surveys. So you need to know to what survey each question relates.

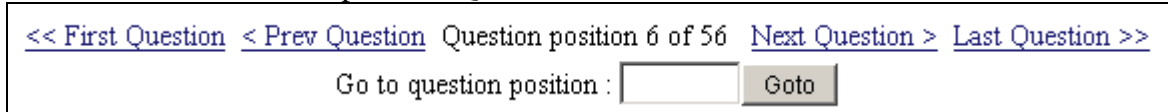
The question itself is composed of:

- A survey section : name or label for one section
- Skipped if : conditional statement
- A question number : arbitrary number
- A question position : sequenced number of all questions into a survey
- Topic code 1
- Topic code 2
- Topic code 3
- Question text in English
- Question text in national language 1
- Question text in national language 2
- Remarks

The upper right border presents printer friendly links, either of all questions, or of the current question.

The survey header displays links to the institution details, to the contact details and to the survey methodology.

Finally, the navigation links allow you to go from question to question inside the result of the search. This is based upon the 'Question Position' field.



<< [First Question](#) < [Prev Question](#) Question position 6 of 56 [Next Question](#) > [Last Question](#) >>

Go to question position :

Figure 29 : navigation links for questions

8 Examinations

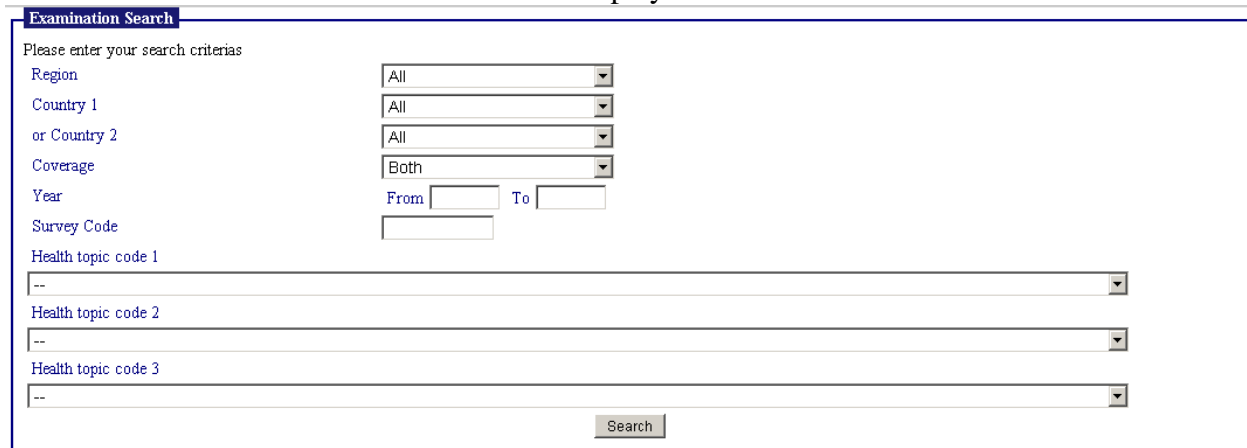
The examinations are accessed the same way as questions.

8.1 Examinations of one Survey (HES)

The HES survey header has a 'Go To Examinations of this Survey' which will point you to the complete list of examinations for the current survey. This will let you navigate through all exams pertaining to that survey.

8.2 Examinations Search

The other option is to search examinations on other criteria, across all surveys. Click on the menu 'Examination'. This will display the Examination Search form.



Examination Search

Please enter your search criterias

Region

Country 1

or Country 2

Coverage

Year From To

Survey Code

Health topic code 1

Health topic code 2

Health topic code 3

Figure 30 : The Examinations search form

This form presents criteria pertaining to surveys and criteria pertaining to examinations themselves. Criteria are combined as an AND relation, except for Topic codes which are combined together as an OR relation.

The search results are displayed below the search form.

Examination Search

Please enter your search criteria

Region

Country 1

or Country 2

Coverage

Year From To

Survey Code

Health topic code 1

Health topic code 2

Health topic code 3

24 examinations found. [Print List](#) [Print Details](#)

Country	Code	Survey name	Year	Position
All	RECP01	EHRM Project recommendations		2
UNITED KINGDOM	UK10	The Scottish Health Survey	1995	1
FINLAND	FI02	FINRISK 97	1997	1
FINLAND	COPY_FI02	FINRISK 97	1997	1
UNITED KINGDOM	UK13	The Scottish Health Survey	1998	1
GERMANY	DE05	German National Health Interview and Examination Survey	1998	1
UNITED KINGDOM	UK09	Health Survey for England	1998	1
IRELAND	IE01	Survey of Lifestyle, Attitudes and Nutrition (SLÁN)	1998	1
UNITED KINGDOM	UK08	Health Survey for England	1999	1
UNITED KINGDOM	UK12	Health Survey for England	2000	1

Figure 31 : examination search results

The resulting list displays the country, code, survey name, year and position of the examination. Click on the survey name to open the examination.

Print links open a new window with printer friendly version of the list or with more details about the examinations.

8.3 Viewing an examination

Examinations are displayed the same way as Questions: information about the survey are displayed on the top, specific examinations data are displayed below.

The examination is composed of:

- an examination number (free text)
- an examination position (sequenced number)
- a topic code
- various specific information depending on the topic code (see below)

Links on this screen allow the user to:

- print all examinations of the list
- Print the current examination
- Go to the current survey methodology
- Go to the contact person of the survey
- Navigate through all examinations of the list

8.4 Examination details panels

Depending on the selected Topic code, information gathered may vary. This has resulted in 10 distinct panels holding distinct data.

8.4.1 Examination detail panel 1

This is used for Health Topic Codes : 1001.1002.1003.1004.1005.1006

Topic code, topic and area	
1001 - Anthropometric Measurements : Body height - Risk factors	
Description of the examination	
Recommended protocol	
Type / Name of the device	portable stadiometer
Remarks	Measured without shoes, back as straight as possible and facing forwards, recorded to the nearest 0,5 cm.

Figure 32

8.4.2 Examination detail panel 2

This is used for Health Topic Codes :

1007.1008.1009.1010.1011.1012.1105.1301.1303.1401.1501.1502.1601.1701.1702.1801.

1901.2001.2501.2502.2503.2601.2602

Topic code, topic and area	
1007 - Blood samples : Triglycerides - Risk factors	
Description of the examination	
Name of the test	
Recommended protocol	
Fasting status	8 <input checked="" type="radio"/> Fasting Hours <input type="radio"/> Non Fasting
Analysis	<input type="checkbox"/> In the field laboratory <input checked="" type="checkbox"/> Sent to external/centralized laboratories <input checked="" type="checkbox"/> Samples stored for future analysis storage temperature
Remarks	-70 C For those aged 35 and over, ethnic minorities and a subsample of the general population. Method: Bayer DAX-72 automated analyser.

Figure 33

8.4.3 Examination detail panel 3

This is used for Health Topic Codes : 1304.1402.1703.1902.2504.2603

Topic code, topic and area	
1304 - Urine samples : Glucose - Diabetes mellitus (DM) and other metabolic functions and diseases	
Description of the examination	
Name of the test	
Recommended protocol	
Type of sample	<input type="checkbox"/> Dip stick <input checked="" type="checkbox"/> Spot sample <input type="checkbox"/> Urine collector overnight <input type="checkbox"/> Urine collector 24 hour
Remarks	non-fasting

Figure 34

8.4.4 Examination detail panel 4

This is used for Health Topic Codes : 1101

Topic code, topic and area	
1101 - Blood pressure - Cardiovascular function and diseases (CVD)	
Description of the examination	
Recommended protocol	MONICA protocol
Number of measurements	2
Type of device	<input type="checkbox"/> Automatic <input type="checkbox"/> Simple mercury sphygmomanometer <input type="checkbox"/> Random zero sphygmomanometer <input type="checkbox"/> Other, specify
Length of resting before	5 min min
Time interval between measurements	1,5 min min
Cuff size used (Length/width)	14x40 cm
Remarks	Measured in sitting position from the right arm. Pulse recorded between the measurements.

Figure 35

8.4.5 Examination detail panel 5

This is used for Health Topic Codes : 1102

Topic code, topic and area	
1102 - Electrocardiography (ECG) - Cardiovascular function and diseases (CVD)	
Description of the examination	
Recommended protocol	
Type / Name of the device	
Protocol	<input checked="" type="checkbox"/> 12 lead <input type="checkbox"/> Other Specify <input type="text"/>
Classification	<input checked="" type="checkbox"/> Minnesota code <input type="checkbox"/> Other
Type of device	<input checked="" type="checkbox"/> Automatic <input type="checkbox"/> Manual
Remarks	For those aged 35 and over, ethnic minorities and a subsample of the general population.

Figure 36

8.4.6 Examination detail panel 6

This is used for Health Topic Codes : 1201

Topic code, topic and area	
1201 - Spirometry/PEF - Respiratory function and respiratory diseases	
Description of the examination	
Recommended protocol	
Type / Name of the device	Portable spirometer (Vitalograph Escort spirometer)
Measurements	<input checked="" type="checkbox"/> FEV <input checked="" type="checkbox"/> FVC <input checked="" type="checkbox"/> PEF
Remarks	For those aged 7-24 years. Type/name of device.

Figure 37

8.4.7 Examination detail panel 7

This is used for Health Topic Codes : 2101

Topic code, topic and area	
2101 - Bone density - Musculoskeletal function and diseases	
Description of the examination	
Recommended protocol	
Type / Name of the device	SXA: Osteometer DTX-100 / DXA: Lunar DPX-L
Measurement	<input type="radio"/> Ultrasound <input checked="" type="radio"/> Other SXA & DXA
Location	SXA: distal and ultradistal
Remarks	

Figure 38

8.4.8 Examination detail panel 8

This is used for Health Topic Codes : 2201

Topic code, topic and area	
2201 - Vision tests - Sensory function, physical function and fitness	
Description of the examination	
Recommended protocol	
Type / Name of the device	PrecisionVision Letter Chart Acuity Tests, Oriola
Procedure	<input type="radio"/> 4 m board <input type="radio"/> 40 cm board <input checked="" type="radio"/> Both <input type="radio"/> Other
Tested	<input checked="" type="radio"/> With own glasses <input type="radio"/> Without glasses
Remarks	Distance Visual Acuity Test (for 4 meters) and Near Vision Test (for 40 centimeters) In at least 350 lux and 9-11 lux lightning.

Figure 39

8.4.9 Examination detail panel 9

This is used for Health Topic Codes : 2202

Topic code, topic and area	
2202 - Hearing tests - Sensory function, physical function and fitness	
Description of the examination	
Recommended protocol	
Type / Name of the device	
	Audiometry <input type="text" value="500, 1000"/> Hz Special sound proof cabine <input type="radio"/> Yes <input checked="" type="radio"/> No <input checked="" type="checkbox"/> Audiometry <input type="checkbox"/> Whisper <input type="checkbox"/> Other, specify <input type="text"/>
Remarks	For the elderly sub-sample only (those aged 65-74). 500, 1000, 2000 Hz

Figure 40

8.4.10 Examination detail panel 10

This is used for Health Topic Codes : all others

Topic code, topic and area	
2207 - Standing balance and/or sway of body's gravity center - Sensory function, physical function and fitness	
Description of the examination	
Name of the measurement	Standing balance
Recommended protocol	Guralnik et al 1994
Type / Name of the device	
Remarks	For the elderly sub-sample only (those aged 65-74). Semi-tandem and tandem tests, and feet side by side for 10 seconds

Figure 41

9 Methodologies

This link from the menu will guide you to the Search Survey. Actually, this is the same functionality as the 'Surveys' menu.

10 Recommendations

Recommendations are distinguished from other surveys. This menu will prompt the user for a specific search form across recommendations allowing various search criteria:

Search recommendation

Please enter your search criterias

Survey type

Year From To

Survey code

Hes Topic code

His Topic code

Figure 42 : Recommendations search form

Survey type, Year and survey code will be search criteria on the recommendation headers.

Topic codes criteria will be used on the corresponding Questions or examinations.

11 Institutions

The institutions search form let you select institutions on 4 criteria :

- region
- country
- survey type
- survey code

The resulting list is displayed belmow the search form :

Search institution

Region

Country

Survey Type

Survey code

Search Result


Click on institute name for further details

Institution	Name (english)	Country
111	Albanian Institute of Statistics	ALBANIA
117	National Statistical Institute	ALBANIA

Figure 43 : institutions search form & result

Click on one institution name to display more details about it.

Institutions

 [Print](#)

Country	ALBANIA
Name of institution (in English)	Albanian Institute of Statistics
Name of institution (nat. language)	INSTAT
Website (go !)	http://www.instat.gov.al
Phone	+ 355 42 68 257
Address	
Address	Rr. Lek Dukagjini, 5
Zipcode & City	Tirana - ALBANIA
Remarks	

Figure 44 : institution details

You can also access this detailed view from a survey, question or examination, by clicking on the 'go to institution' link.

12 Contact Persons

The contact persons can be searched for by means of the appropriate search form. Click on the 'Contact persons' menu to display this form.

The search is based on a combination of 5 criteria (AND)

- Region
- Country

- Institution
- Survey type
- Survey Code

The result list is displayed below the search form:

Search Contact Persons

Region:

Country:

Institution:

Survey Type:

Survey code:

Search Result

Click on the contact name for further details

Name	Country
Denkova Finka	ALBANIA
Iakimova Elka	ALBANIA
Ivan Balev	ALBANIA

Figure 45: contact person search form & result

Click on the person name to open the detail panel.

The detail panel displays complete information about the person as well as all surveys coordinated by this person.

Contact Persons

Contact: 134

Name*: Denkova Finka

Institution*: ALBANIA -National Statistical Institute

Dept. / Section / Unit*: Demography and Social

Telephone number*: +359.2.9857.789

Telephone number:

Fax:

Email*: fdenkova@nsi.bg

Remarks:

List of surveys coordinated by this person :

Survey Code	Survey name in English	Year	Survey type
BG01	Survey of the Health Status of the Population	2001	HIS

Figure 46 : person details

You can access to this detail panel directly from the survey header, by clicking on the Contact person name for this survey.

13 Topic Codes HIS

This will display the list of all HIS topic codes, structured by Health area

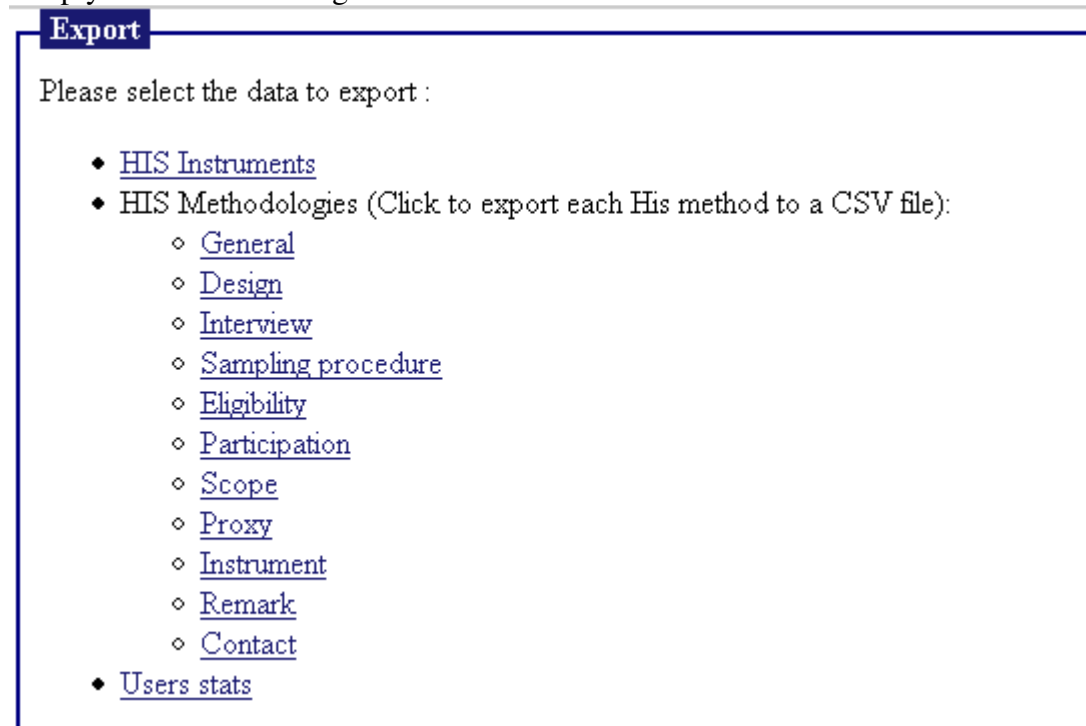
14 Topic Codes HES

This will display the list of all HES topic codes, structured by Health area

15 Reports

The Reports (or “Exports”) displays a list of exportable data : His instruments, methodologies and users. These data are exported as CSV files that can be easily open into Ms Excel.

Simply click on a link to get the file.



Export

Please select the data to export :

- ◆ [HIS Instruments](#)
- ◆ HIS Methodologies (Click to export each His method to a CSV file):
 - ◇ [General](#)
 - ◇ [Design](#)
 - ◇ [Interview](#)
 - ◇ [Sampling procedure](#)
 - ◇ [Eligibility](#)
 - ◇ [Participation](#)
 - ◇ [Scope](#)
 - ◇ [Proxy](#)
 - ◇ [Instrument](#)
 - ◇ [Remark](#)
 - ◇ [Contact](#)
- ◆ [Users stats](#)

Figure 47: Exports files

16 Partners

This screen displays the partners of this project